


FERGUSON TOWN HALL
CRIME REPORT 9/24/20

CHIEF JASON ARMSTRONG





FERGUSON POLICE DEPARTMENT

CRIME

[Home](#)

Crime data is updated to reflect near real-time knowledge of crime and may not reflect UCR designation and historical crime statistics. Data updated on 9/22/2020

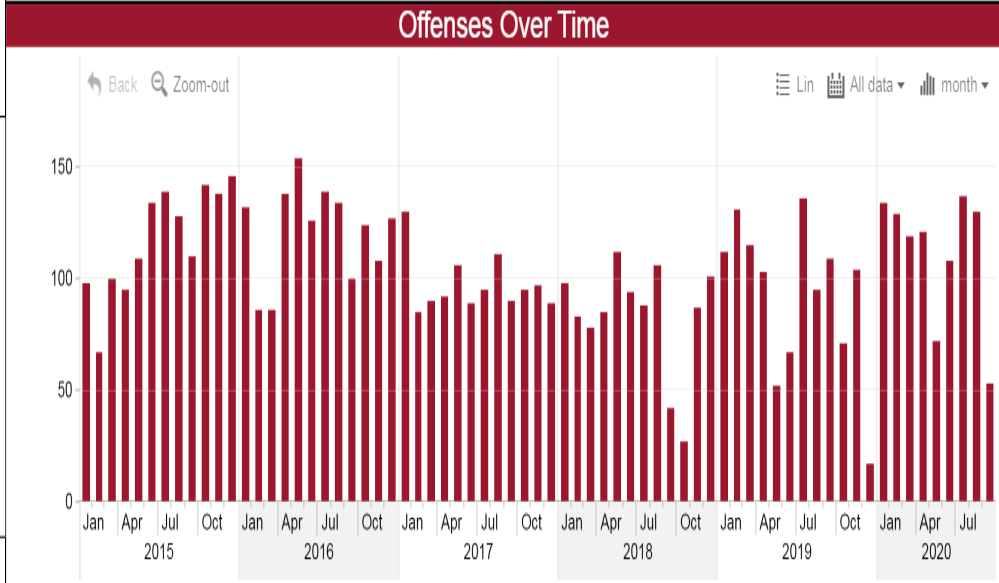
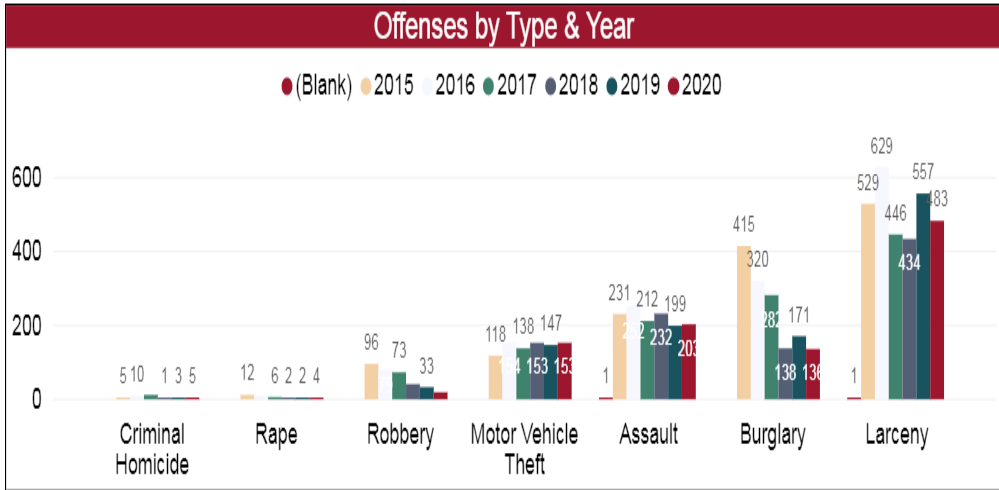
Category & Type

- Property Crime
 - Burglary
 - Larceny
 - Motor Vehicle Theft
- Violent Crime
 - Assault
 - Criminal Homicide
 - Rape
 - Robbery

Status

All ▼

| Crime | This Year to Date | Last Year to Date | YTD % Change |
|---------------------|-------------------|-------------------|--------------|
| Robbery | 19 | 27 | -29.6% |
| Burglary | 136 | 135 | 0.7% |
| Larceny | 483 | 453 | 6.6% |
| Assault | 203 | 153 | 32.7% |
| Motor Vehicle Theft | 153 | 114 | 34.2% |
| Criminal Homicide | 5 | 2 | 150.0% |
| Rape | 4 | 1 | 300.0% |
| Total | 1003 | 885 | 13.3% |



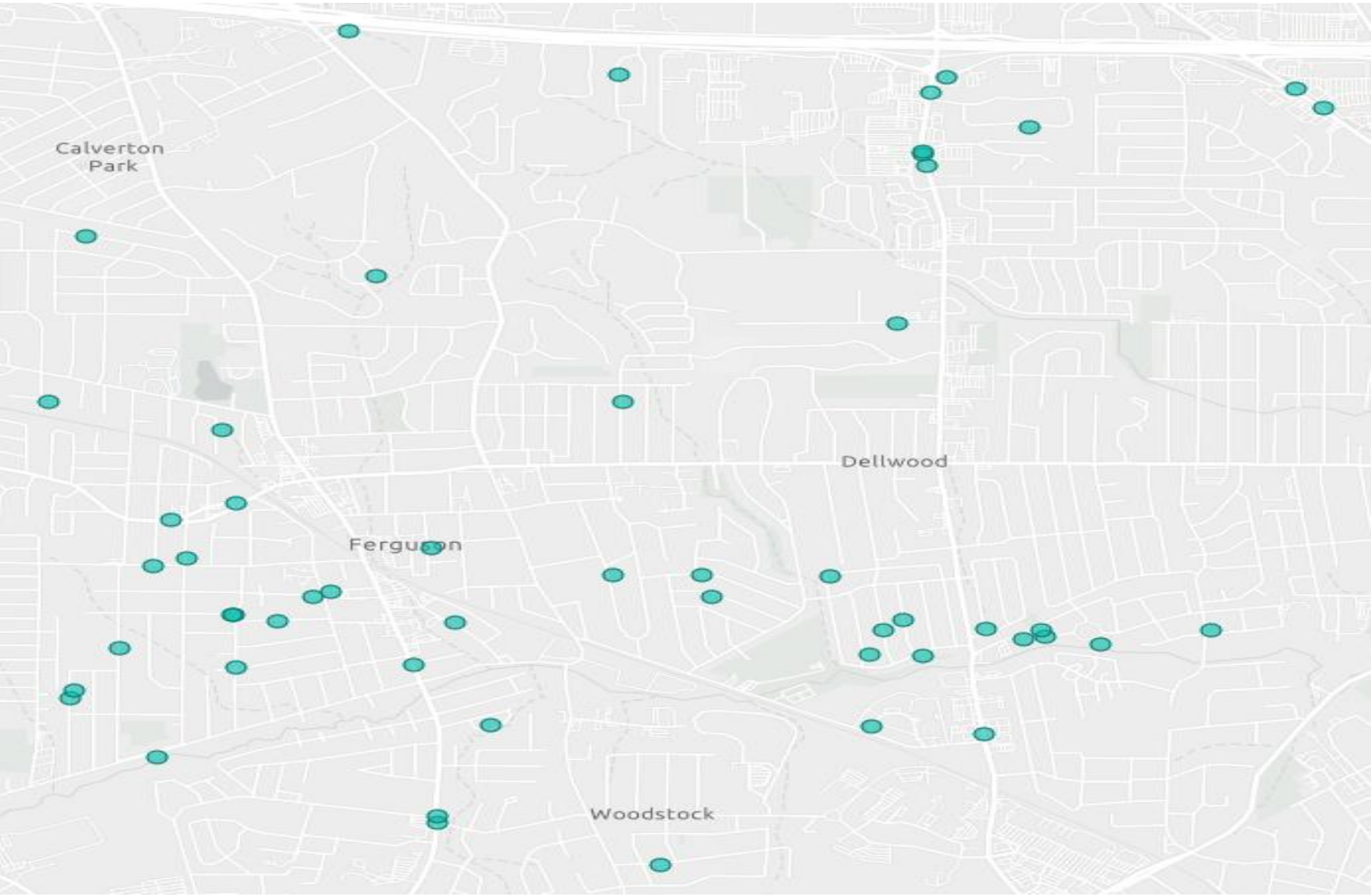
Crime Statistics to Date

| Crime | This Year to Date | Last Year to Date | YTD % Change ▲ |
|---------------------|-------------------|-------------------|-------------------|
| Robbery | 19 | 27 | -29.6% |
| Burglary | 136 | 135 | 0.7% |
| Larceny | 483 | 453 | 6.6% |
| Assault | 203 | 153 | 32.7% |
| Motor Vehicle Theft | 153 | 114 | 34.2% |
| Criminal Homicide | 5 | 2 | 150.0% |
| Rape | 4 | 1 | 300.0% |
| Total | 1003 | 885 | 13.3% |

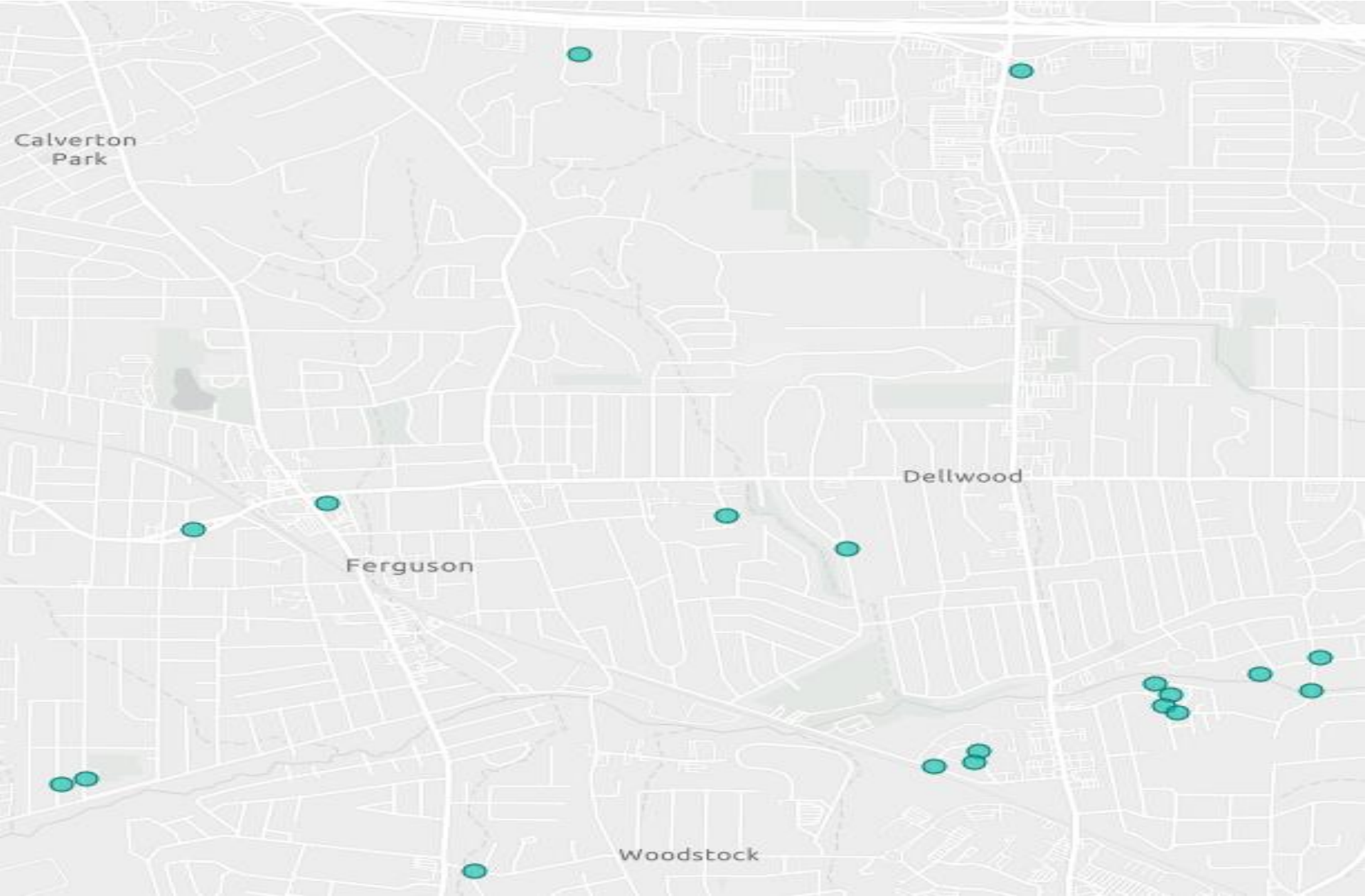
Additional Crime information

| <u>Calls for service</u> | <u>This year</u> | <u>Last year</u> | <u>% Change</u> |
|--------------------------|------------------|------------------|-----------------|
| Property Damage | 442 | 386 | +14.5% |
| Shots Fired | 784 | 632 | +24.1% |
| Shooting | 36 | 25 | +44.0% |
| Rec. Stolen Auto | 82 | 71 | +14.2% |

Property Crime Map (last 28 days)



Violent Crime Map (last 28 days)



Traffic Safety

Traffic Accidents information

| <u>Calls for service</u> | <u>This year</u> | <u>Last year</u> | <u>% Change</u> |
|--------------------------|------------------|------------------|-----------------|
| Traffic Accidents | 742 | 857 | -13.5% |

Speeding Complaints September

- Ballman Ave
- Mueller Ave
- Dade Ave
- Plaza Ave
- Carson Rd
- Forestwood Dr
- Elizabeth Ave
- Buckeye Dr
- Averill Ave
- Ellison Dr

Traffic Safety Initiatives

- Mandatory Traffic observation for every shift (various locations).
- Updating speed detection equipment
- Unmanned vehicle deployment
- Neighborhood Traffic Calming Program